




COMPANY NAME (PURCHASER)			
VAT IDENTIFICATION NUMBER		CODICE FISCALE	
ADDRESS			
DISTRICT			
POSTAL CODE	COUNTRY	TEL	FAX
E-mail			

OFFER N°	ORDER N°	DATE
REFERENCE CLIENT		
 Elevatori Premontati S.r.l. Via della Pavoncella, 10/12 – 56019 VECCHIANO (PI) – ITALY Tel. +39.050.875091 – Fax +39.050.8750999 www.elevatoripremontati.it – info@elevatoripremontati.it		

The Signer	
-------------------	--

Modil nr	
-----------------	--

With the present, the "General Condition of Sale" and the here listed technical specifications, **order** :
N° 1 Electrical Lift WITHOUT MACHINE ROOM model SUPERMEC with STRUCTURE in conformity with the Machinery Directive 95/16/CE. Speed 0,50 m/s, supply 230V single phase, automatic control by buttons. The machinery is inside the shaft, the control panel will be positioned on side of the last landing door, so there is no technical local necessary. The system is moved by a motor at direct current that permit a content electrical absorption also in start phase (max 0,7 Kw). Cabin finished with materials and colours to be choiced in range colours of EP, with car operating panel with landing buttons, alarm button, door opening button, alarm signal sent/arrived, cabin display with direction arrows, intercom, emergency light e phone communication from cabin to "emergency service".
P.S. The machine characteristics are on pages 2/4, 3/4 and 4/4.

Transport : <input type="checkbox"/> Included <input type="checkbox"/> Excluded	Installation : <input type="checkbox"/> Included <input type="checkbox"/> Excluded
--	---

Delivery material	__ / __ / ____	Installation material	__ / __ / ____
--------------------------	----------------	------------------------------	----------------

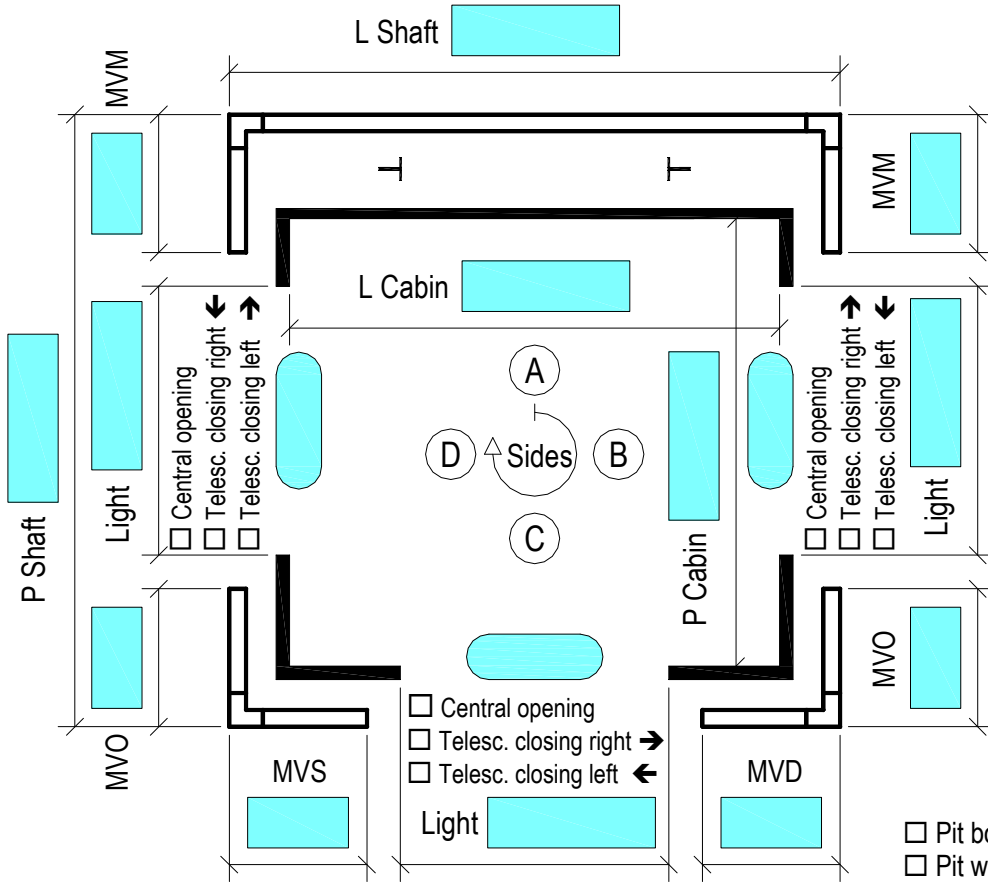
COMPANY NAME DELIVERY		ADDRESS	
CONTACT		DISTRICT	
TEL	FAX	POSTAL CODE	COUNTRY

PAYMENT CONDITION

BANK	FILIALE	ABI	CAB
------	---------	-----	-----

Price of installation €	
--------------------------------	--

(DATE)_____
(SELLER)_____
(PURCHASER)

SUPERMEC WITH STRUCTURE - DIMENSIONING AND SHAFT


Capacity Kg	
Speed m/s	
Cabin H	
Light door H	
Head	
Travel	
7° Interfloor	
6° Interfloor	
5° Interfloor	
4° Interfloor	
3° Interfloor	
2° Interfloor	
1° Interfloor	
Dimensions in mm	

- Pit bottom on embankment
- Pit with accessible space under it

Head available mm	
-------------------	--

Head structure mm	
-------------------	--

SUPERMEC - CABIN

* Vertical car operating panel on mirror or glass wall not possible.

Materials & Colours	
Door panel	
Cabin Panels	
Finishing	
Floor	
Handrail	
Outside cov.	
Roof	<input type="checkbox"/> White A1 <input type="checkbox"/> Inox Polished <input type="checkbox"/> Inox Brushed

Accessories	Side A	Side B	Side C	Side D
* Car op. panel	<input type="checkbox"/>	<input type="checkbox"/>	<input type="checkbox"/>	<input type="checkbox"/>
½ Mirror	<input type="checkbox"/>	<input type="checkbox"/>	<input type="checkbox"/>	<input type="checkbox"/>
Mirror	<input type="checkbox"/>	<input type="checkbox"/>	<input type="checkbox"/>	<input type="checkbox"/>
½ Panoramic	ND	<input type="checkbox"/>	<input type="checkbox"/>	<input type="checkbox"/>
Panoramic	ND	<input type="checkbox"/>	<input type="checkbox"/>	<input type="checkbox"/>
Handrail	<input type="checkbox"/>	<input type="checkbox"/>	<input type="checkbox"/>	<input type="checkbox"/>
Outside cov.	ND	<input type="checkbox"/>	<input type="checkbox"/>	<input type="checkbox"/>

Lighting :	<input type="checkbox"/> Universal	<input type="checkbox"/> Dama	<input type="checkbox"/> Spots	<input type="checkbox"/> Full height infra-red curtain	<input type="checkbox"/> Car op. panel horizontal
------------	------------------------------------	-------------------------------	--------------------------------	--	---

<input type="checkbox"/> Cabin door panoramic panel	<input type="checkbox"/> Double service to select	<input type="checkbox"/> Shock absorbing rasin band
---	---	---

Customer own flooring	Thickness (mm)		Weight (Kg)	
-----------------------	----------------	--	-------------	--

(DATE)

(SELLER)

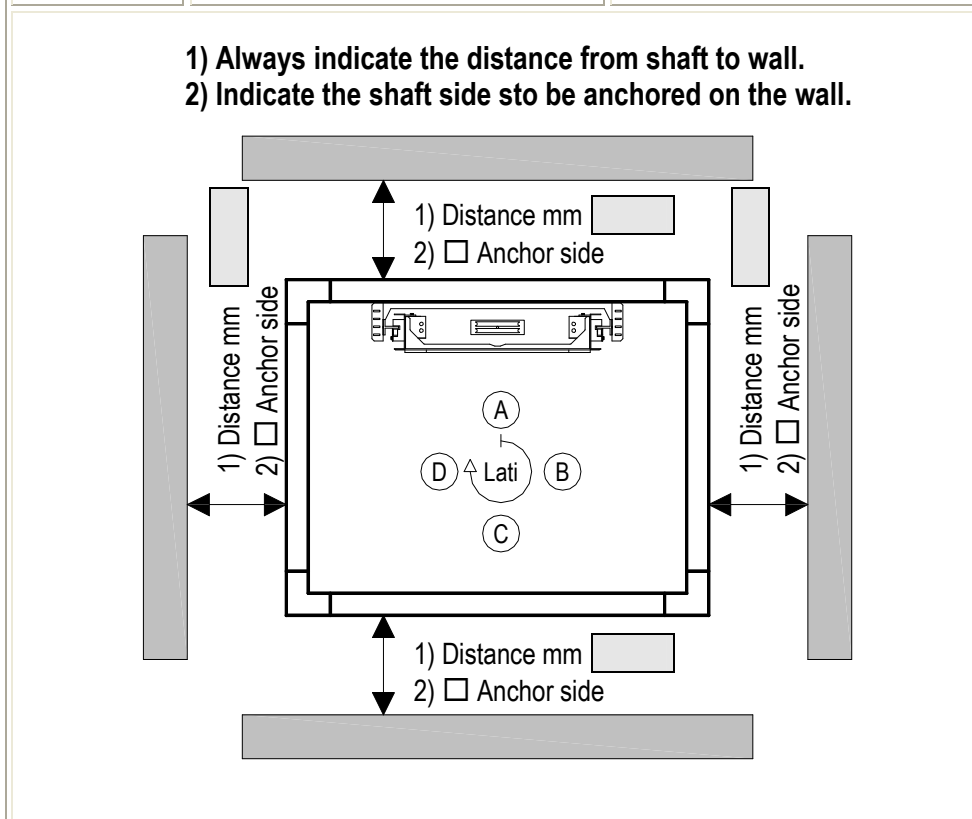
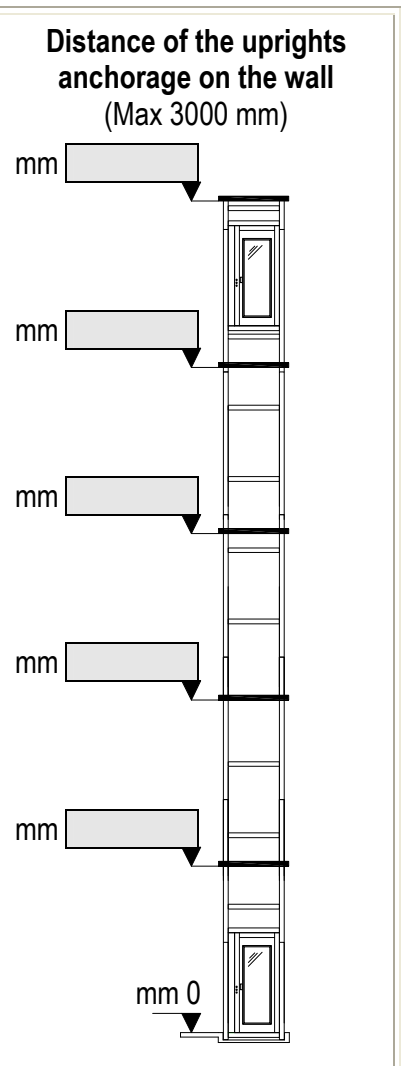
(PURCHASER)

SUPERMEC - STRUCTURE

<input type="checkbox"/> Indoor installation	
<input type="checkbox"/> Outdoor installation	
<input type="checkbox"/> Calculation report	
Materials & Colours	
<input type="checkbox"/> RAL painted	
<input type="checkbox"/> Galvanized	
<input type="checkbox"/> Galvanized RAL paint	
<input type="checkbox"/> Covered Polished stainless steel	
<input type="checkbox"/> Covered Brushed stainless steel	

Cladding	Side A	Side B	Side C	Side D
<input type="checkbox"/> Excluded	<input type="checkbox"/>	<input type="checkbox"/>	<input type="checkbox"/>	<input type="checkbox"/>
<input type="checkbox"/> Sheet	<input type="checkbox"/>	<input type="checkbox"/>	<input type="checkbox"/>	<input type="checkbox"/>
<input type="checkbox"/> Glass Visarm Transparent	<input type="checkbox"/>	<input type="checkbox"/>	<input type="checkbox"/>	<input type="checkbox"/>
<input type="checkbox"/> Glass Visarm Fumé	<input type="checkbox"/>	<input type="checkbox"/>	<input type="checkbox"/>	<input type="checkbox"/>
<input type="checkbox"/> Glass Visarm Reflectiv	<input type="checkbox"/>	<input type="checkbox"/>	<input type="checkbox"/>	<input type="checkbox"/>
<input type="checkbox"/> Glass Visarm Milk White	<input type="checkbox"/>	<input type="checkbox"/>	<input type="checkbox"/>	<input type="checkbox"/>
<input type="checkbox"/> Glass Visarm Neutral Frosted	<input type="checkbox"/>	<input type="checkbox"/>	<input type="checkbox"/>	<input type="checkbox"/>
<input type="checkbox"/> Glass Visarm Bronze	<input type="checkbox"/>	<input type="checkbox"/>	<input type="checkbox"/>	<input type="checkbox"/>

Start	Roof	Uprights HEB for anchorage
<input type="checkbox"/> Pit bottom	<input type="checkbox"/> For outdoor : high side	<input type="checkbox"/> Masonry
<input type="checkbox"/> Pit bord	<input type="checkbox"/> For indoor	<input type="checkbox"/> Plug
	<input type="checkbox"/> Excluded	<input type="checkbox"/> Excluded



NOTE	
-------------	--

(DATE)

(SELLER)

(PURCHASER)

SUPERMEC - LANDING DOOR

Floor	Side	Type	Panel colour	Frame colour	PM	C1	C2	DY
					<input type="checkbox"/>	<input type="checkbox"/>	<input type="checkbox"/>	<input type="checkbox"/>
					<input type="checkbox"/>	<input type="checkbox"/>	<input type="checkbox"/>	<input type="checkbox"/>
					<input type="checkbox"/>	<input type="checkbox"/>	<input type="checkbox"/>	<input type="checkbox"/>
					<input type="checkbox"/>	<input type="checkbox"/>	<input type="checkbox"/>	<input type="checkbox"/>
					<input type="checkbox"/>	<input type="checkbox"/>	<input type="checkbox"/>	<input type="checkbox"/>
					<input type="checkbox"/>	<input type="checkbox"/>	<input type="checkbox"/>	<input type="checkbox"/>
					<input type="checkbox"/>	<input type="checkbox"/>	<input type="checkbox"/>	<input type="checkbox"/>
					<input type="checkbox"/>	<input type="checkbox"/>	<input type="checkbox"/>	<input type="checkbox"/>
					<input type="checkbox"/>	<input type="checkbox"/>	<input type="checkbox"/>	<input type="checkbox"/>

PM = Button pad on the wall C1 = Enabling key for button panel (single insertion) C2 = double insertion DY = Display cabin position

SUPERMEC - SWITCHBOARD POSITION AND COLOUR

<input type="checkbox"/> STANDARD (Colour as landing frame)	<input type="checkbox"/> CUSTOMIZED	
	Cabinet colour <input type="text"/>	
	Positioned at floor <input type="text"/>	
	Length of the hose travel mt <input type="text"/>	
	P.S. Max length 15 mt.	

SUPERMEC - OTHER ACCESSORIES

<input type="checkbox"/> Mechanical operator block	<input type="checkbox"/> Programmable voice arrival
<input type="checkbox"/> Enabling key for cabin push button panel single insertion	<input type="checkbox"/> Phone in cabin
<input type="checkbox"/> Enabling key for cabin push button panel double insertion	<input type="checkbox"/> Piston and mechanical part painted RAL 9005
<input type="checkbox"/> Guides in pieces of 2,5 mt	<input type="checkbox"/> Capacity plate with customer logo
<input type="checkbox"/> Shaft lighting	<input type="checkbox"/> Floor push button plate
<input type="checkbox"/> Dialer GSM	<input type="checkbox"/> Floor push button plate with customer logo
<input type="checkbox"/> Ladder in pit	<input type="checkbox"/> Reduce pit and/or reduced head (*)

(*) Installation that have no space in the headroom and/or in pit as for seen by the normatives UNI EN 81.1 and 81.2..

NOTE	
-------------	--

Valid for production Dimension for approval

 (DATE)

 (SELLER)

 (PURCHASER)

TERMS & GENERAL CONDITIONS OF SALE

1) Contracting parties

This contract (hereinafter known as Purchase Order) is concluded between the buyer (referred to below as "BUYER") and the E.P. srl company designated in the order (referred to below as "SELLER"). Together, the Buyer and the Seller are designated as the "contracting parties".

2) Quotations

Unless otherwise stated on Seller's quotation form, the price and terms quoted in the quotation are subject to acceptance by the Buyer for a period of 60 days from the date thereof.

In the event that an order should be produced after 6 months from the signing date of the contract for reasons not attributable to E.P., E.P. reserves the right to modified the original price with the current price from the E.P.'s price list at the moment of the put into production.

3) Entire agreement

This Agreement constitutes the entire understanding between the parties regarding the subject matter hereof and may not be modified by any terms on Buyer's purchase order, acknowledgement or any other document, regardless of when provided to Seller.

Alternate terms and conditions or similar documents submitted by either party shall not apply, save where agreed in writing by the contracting parties and signed in confirmation thereof.

The closure of this contract is to be considered done only after E.P. accepts (confirms) the order. All the orders are effective for the Seller and the Buyer only if written in this form.

E.P. has developed each of its Products to be used in normal conditions of temperature, moisture, dirt, not to be exposed to corrosive matter and located far away from places with a high risk of explosion.

4) Cancellation

E.P. reserves the right to cancel this contract at any time by previous notification to the Buyer and without having to pay any kind of indemnification but the restitution of eventual advance payments.

5) Penal clause

In case the Buyer, after the subscription contract, recedes the latter, E.P. has the right to ask:

-The quantity equal to the 50% of the purchase price as a compensation in the event the recede from this contract takes place before the put into production of the product.

-The quantity equal to the 100% of the purchase price in the event the product has been already produced or put into production.

Subject without prejudice to claims for further loss.

6) Modifications

E.P. reserves the right to modify the Products during the design and implementation phase if this is retained appropriate but without modifying any of its overall normal functions. The data shown on the brochure and on this contract are indicative and could undergo variations which will be notified to the Buyer when the project design is sent.

7) Delivery

All material is sold with the ex-factory modality (no transportation included), the Buyer has to bear all costs and risks involved in the taking and transportation process of the product from the Seller premises.

8) Warranty

The warranty should be valid for a period of twelve (12) months from the delivery date of the material. The warranty does not cover defects for natural reasons of usage, damage or defect caused by or occurring in transit or shipment, improper installations, misuse, vandalism, or abuse, exposure to or use in abnormal conditions of temperature, moisture, dirt, corrosive matter, etc., neglect lack of normal maintenance or repairs, modifications or any other cause beyond our control.

Any visible damaged or missing material must be indicated at the time of delivery or no later than three months after the material has been shipped, past this deadline, the material can be supplied by the Seller to the Buyer only after payment of the latter one.

9) Payment

All payments must be made within the time limit agreed in this contract to E.P. Elevatori Premontati srl, Via Querceto 27, Prato, Italy. Payments can not be suspended for any reason. Seller reserves the right to discontinue work if not paid when payment is due and this also implies charging of overdue interests provided by art. 5 DPR 231/02.

10) Registered office and competent court

The registered office of E.P. is on Via Querceto 27, Prato, Italy. In the event of disputes arising out of, or in connection with, this contract or with these terms and conditions of purchase, the contracting parties hereby declare that the court at the place where E.P. has its registered office shall have sole jurisdiction and this is on the city of Prato.

11) Consent for personal data processing

With the compilation of this contract, the Buyer agrees according to art.13 D.lgs 196/03 to the processing and disclosure of personal data to perform the objectives relating administration management – including disclosure and accounting records, contractual relations and the fulfilment of obligations as required by law, rules or normative conditions.

(ON DATE)

(THE SELLER)

(THE BUYER—with power to sign)

The undersigned Buyer declares of having received a copy of this order, taken note of the signing date, having read and accepted all the conditions contained herein. Pursuant to and by effect of the articles. 1341 and 1342 c.c., declares of approving specifically the following clauses on the General Selling Terms and Conditions: 1) contracting parties, 2) quotations, 3) entire agreement, 4) cancellation, 5) penal clause 6) modifications, 7) delivery, 8) warranty, 9) payment, 10) registered office and competent court, 11) consent for personal data processing.

(ON DATE)

(THE SELLER)

(THE BUYER—with power to sign)